

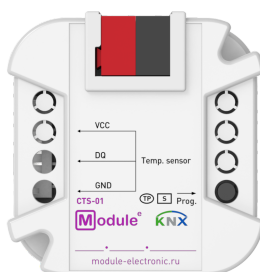
TEMPERATURE CONTROLLER

CTS-01

BASIC INFORMATION

The temperature controller is designed to measure the temperature of objects using remote temperature sensors, as well as to control climate devices (heating actuators, air conditioners, etc.)

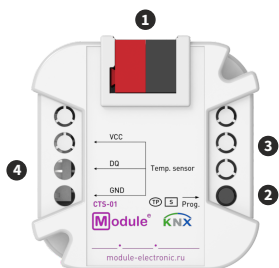
- Independent input for connecting temperature sensor
- Various control algorithms (2-point, PI, PI PWM)
- Sensor status monitoring
- Operation mode selection (heating / air conditioning)
- Alarm about overheat / subcooling
- Saving settings during a KNX power failure
- Power supply via KNX bus
- Concealed installation in a socket box or junction box



SPECIFICATIONS

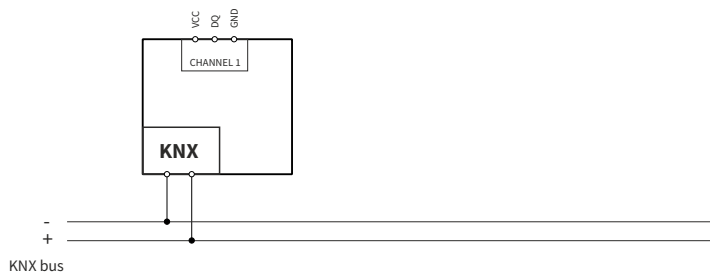
Device model	CTS-01	
Inputs (connection of temperature sensors)		
Number of channels	1	
Type of temperature sensors to be connected	Dallas DS18B20 (1-wire)	
Maximum sensor cable length	50 meters	
Cross-section of the connected wire to the screw terminals	up to 1,5mm ²	
KNX interface		
Specification	TP-256	
Available application software	ETS 5	
KNX connector	4-wire EIB connector (PUSH WIRE spring clips) for standard cable TP1 0,8mm Ø	
Power supply	via KNX bus	
Consumption on the KNX bus (29V DC)	< 5mA	< 150mW
Operation temperature	0°C .. +45°C	
Operation humidity	5 .. 95% (no condensation)	
Degree of protection	IP 20, clean environment	
Mounting type	Concealed installation in a socket box or junction box	
Dimensions	44 x 44 x 25mm	
Weight	29g	

GENERAL VIEW



- ❶ - KNX connector
- ❷ - Programming button
- ❸ - Programing LED
- ❹ - Sensor terminal

WIRING DIAGRAMS



SAFETY INSTRUCTIONS



ATTENTION! Installation and connection of the device to the mains must only be carried out by qualified personnel! Be sure to turn off the power before installing or removing the device! Even when the device is turned off, the output terminals can be live! Do not connect to the outputs a load that exceeds the recommended values! The design of the device meets the requirements of electrical safety according to GOST 12.2.007.0-75.

SETTING INSTRUCTIONS

The device is set up in accordance with the instruction manual. (The full manual and application program can be downloaded at <https://module-electronic.ru/documents> or by scanning the QR code at the bottom of the document).

TRANSPORTATION, STORAGE AND DISPOSAL

The conditions for the transportation of devices must comply with conditions 5 of GOST 15150-69. Storage of devices in packaging at the warehouses of the manufacturer and consumer must comply with storage conditions 1 in accordance with GOST 15150-69. After transportation or storage at low temperatures, it is necessary to withstand the device at room temperature for at least 2 hours before turning it on. Do not dispose of the device with household waste.

WARRANTY

Warranty period - 12 months from the date of sale to the consumer. The manufacturer is not liable and does not indemnify for damage caused by the fault of the consumer in case of non-compliance with the conditions of transportation, storage, installation and operation, as well as in case of violation of the seal when trying to repair the device yourself.

All the necessary information on the warranty can be obtained by the consumer by calling Module Electronics or on the website: www.module-electronic.ru.

Serial number _____

Date of sale _____

seller's stamp

Seller Signature _____

Name, address of the trading organization _____

User Manual



Made in Russia

module-electronic.ru